

The Value of Climate Information when Farm Programs Matter

Victor E. Cabrera & David Letson

Southeast Climate Consortium

RSMAS, University of Miami



Introduction

- There is a need to estimate value of forecasts
- Agriculture can benefit from forecasts
- Farm decisions include government policies and regulations
- Few studies addressed impacts of Farm Programs to forecasts value (Mjelde et al., 1996; Bosch, 1984)
- Knowledge gap between synergies and conflicts between Farm Programs and forecasts value

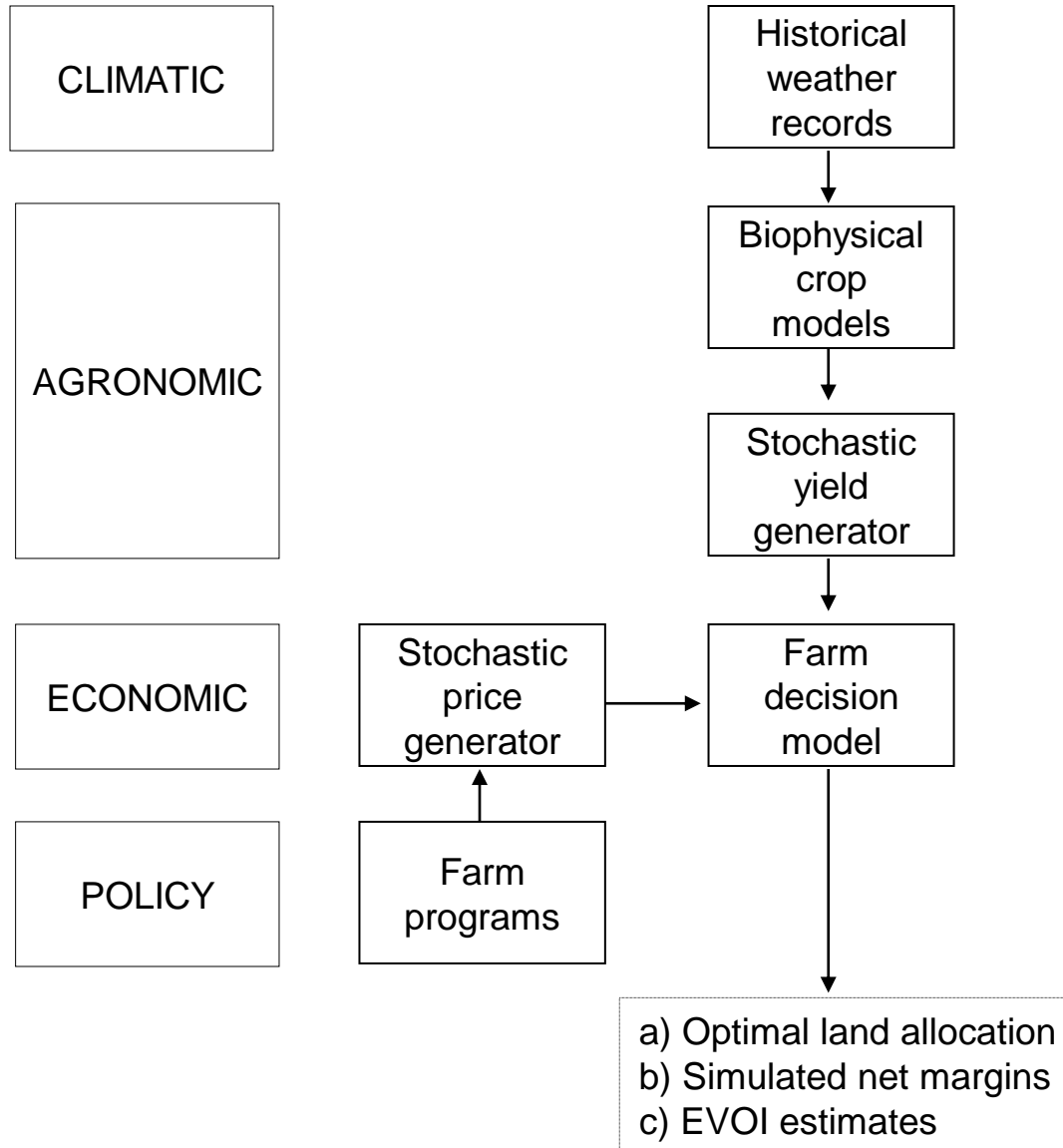
Objective/Hypothesis

- Estimate impacts of Farm Programs on the value of ENSO forecasts in a maize-cotton-peanut rainfed farm located in Jackson Co., FL
- Government interventions might enhance or limit the usefulness of the climate information

M&M Representative Farm

- 128.7 ha farm with soils type *Tifton Loamy Sand*
- Rainfall = 1466 (1143) mm
- T = 19.3 (21.7) °C
- ENSO intra-phase variability impacts crop yields with considerable overlap
- E.g., higher peanut yields early La Niña or late El Niño plantings

M&M The Jackson Model



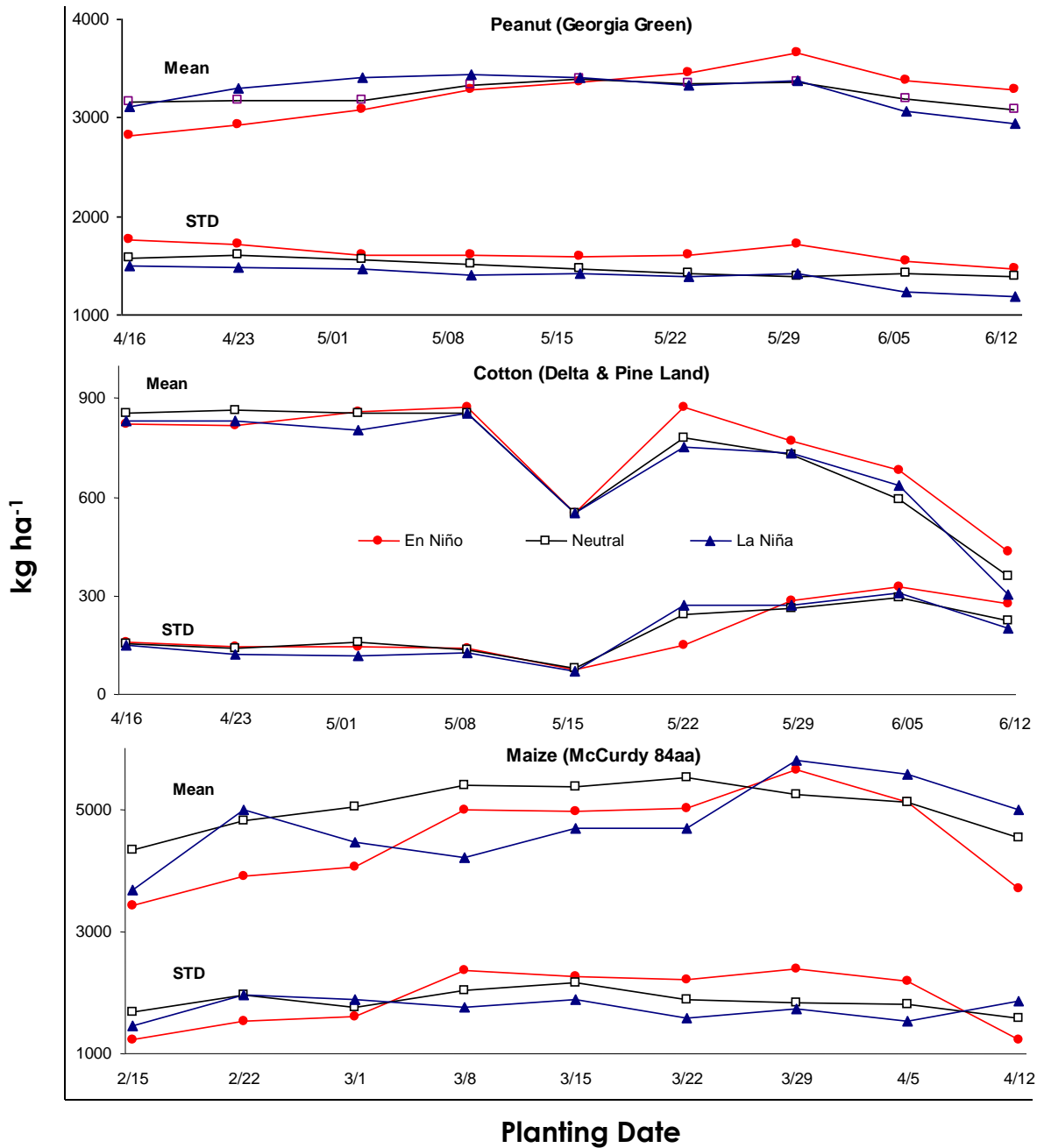
M&M Agronomic Component Crop Yield Simulation

- Chipley weather station (30.783N, 85.483W)- 65 yr records (1939-2003)
- 14 El Niño, 16 La Niña phases
- DSSAT crop simulations (Jones et al., 2003)
- Contemporary and local practices of varieties, fertilization, and planting dates (H.E. Jowers, pers. comm.)

M&M Agronomic Component

Synthetic Yield Generation

- Needed more ENSO realizations
- Stochastic yield generator (990 yr x ENSO phase)
- Re-sampling technique:
 - Sort simulated yields
 - Function to fit a curve
 - Re-sampling function
 - Repeated for each planting date, each crop, in each ENSO phase



M&M Economic Component

Synthetic Price Generation

- 2970 price series to match our yields
- Re-sampling procedure
- Cotton and maize 10-year (1994-2003) historical extremes (US\$ kg⁻¹): 0.77-2.09 and 0.09-0.15
- Peanut ERS range estimate farmers receive after 2002 Farm Act (US\$ kg⁻¹): 0.35-0.51

M&M Economic Component

Whole Farm Model

- Stochastic non-linear optimization and simulation model
- 325 yr sample for optimizations, all 2970 yr for simulations
- MINOS5 algorithm GAMS (Gill et al. 2000)
- Constant Relative Risk of Aversion (R_r) of 0, 0.5, 1, 2, 3, 4 (Hardaker et al., 2004)

M&M Economic Component Optimization Model

$$\max_x E\{U(W_f)\} = \sum_{n=1}^N \sum_{i=1}^3 q_i U(W_0 + \Pi_{i,n}) / N \quad (1)$$

$$\sum_{m=1}^{27} X_m = 1; X_m \geq 0 \quad (2)$$

$$\sum_{j=1}^{10} X_m * L_{m,j} \leq \bar{L}_j \quad (3)$$

$$U(W_f) = W_f^{1-R_r} / (1-R_r) \quad (4)$$

M&M Economic Component

Estimated Value of Information

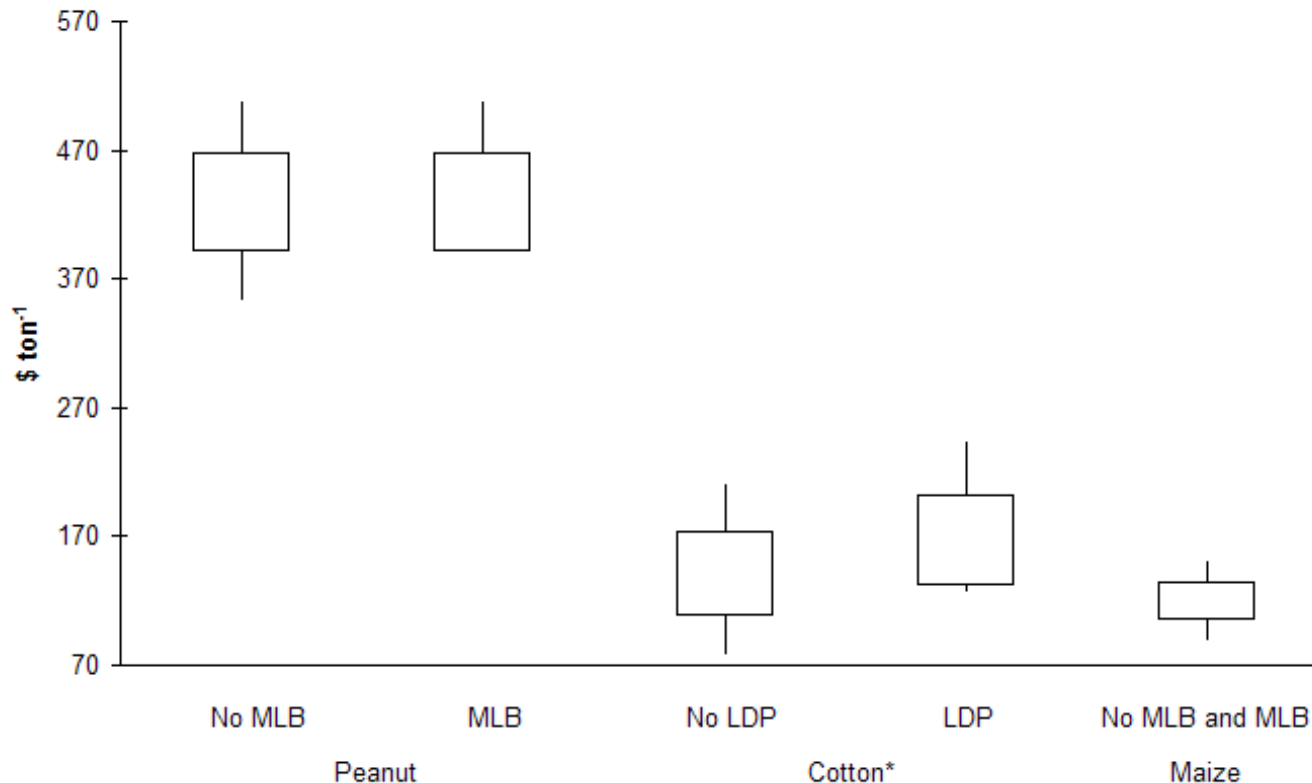
- Net margins 2970 yr (990 x ENSO phase)
- $EVOI = \text{Net Margin With Forecast} - \text{Net Margin Without Forecast}$
- $EVOI = \text{certainty equivalent units (US\$)}$
over different planning horizons
- Repeated for each R_r

M&M Policy Component

Introduction of Farm Programs

- Commodity Loan Programs that are based on actual production and do not require decision before planting
- The 1996 FAIR Farm Act set LDP of \$1.14 kg⁻¹ for cotton
- The 2002 FSRIA Farm Act set MLB of \$0.39 kg⁻¹ for peanut and \$0.08 kg⁻¹ for maize

M&M Policy Component Synthetic Price Distribution

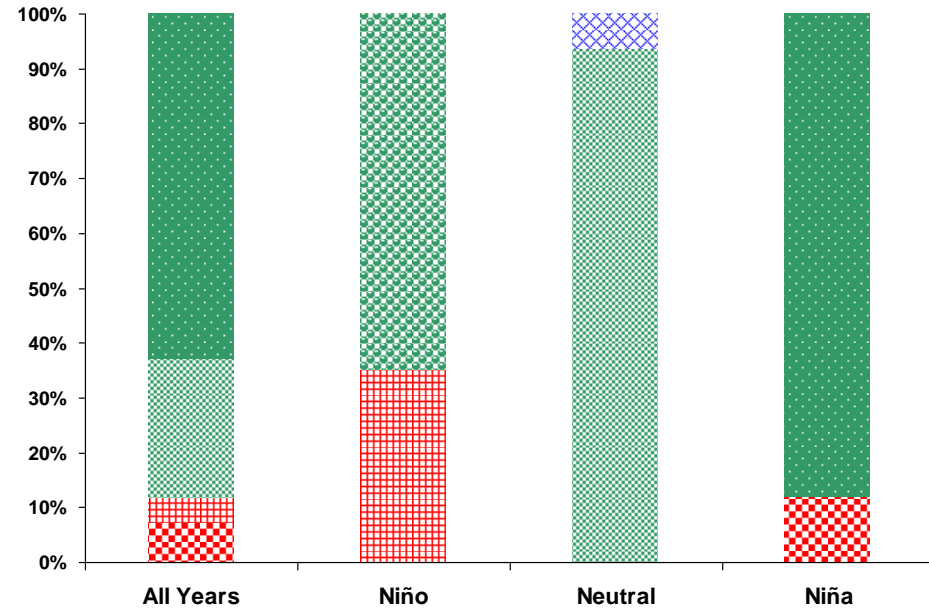
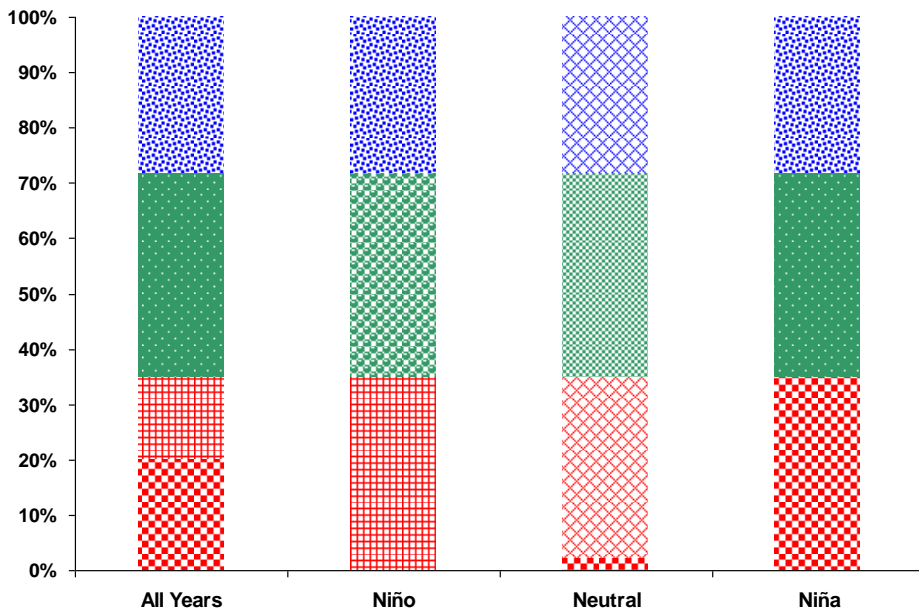


MLB is marketing loan benefit. LDP is loan deficiency payment. *Price of cotton is \$100 kg⁻¹

FINDINGS Optimal Land Allocation $R_r = 1$

- Without Farm Programs

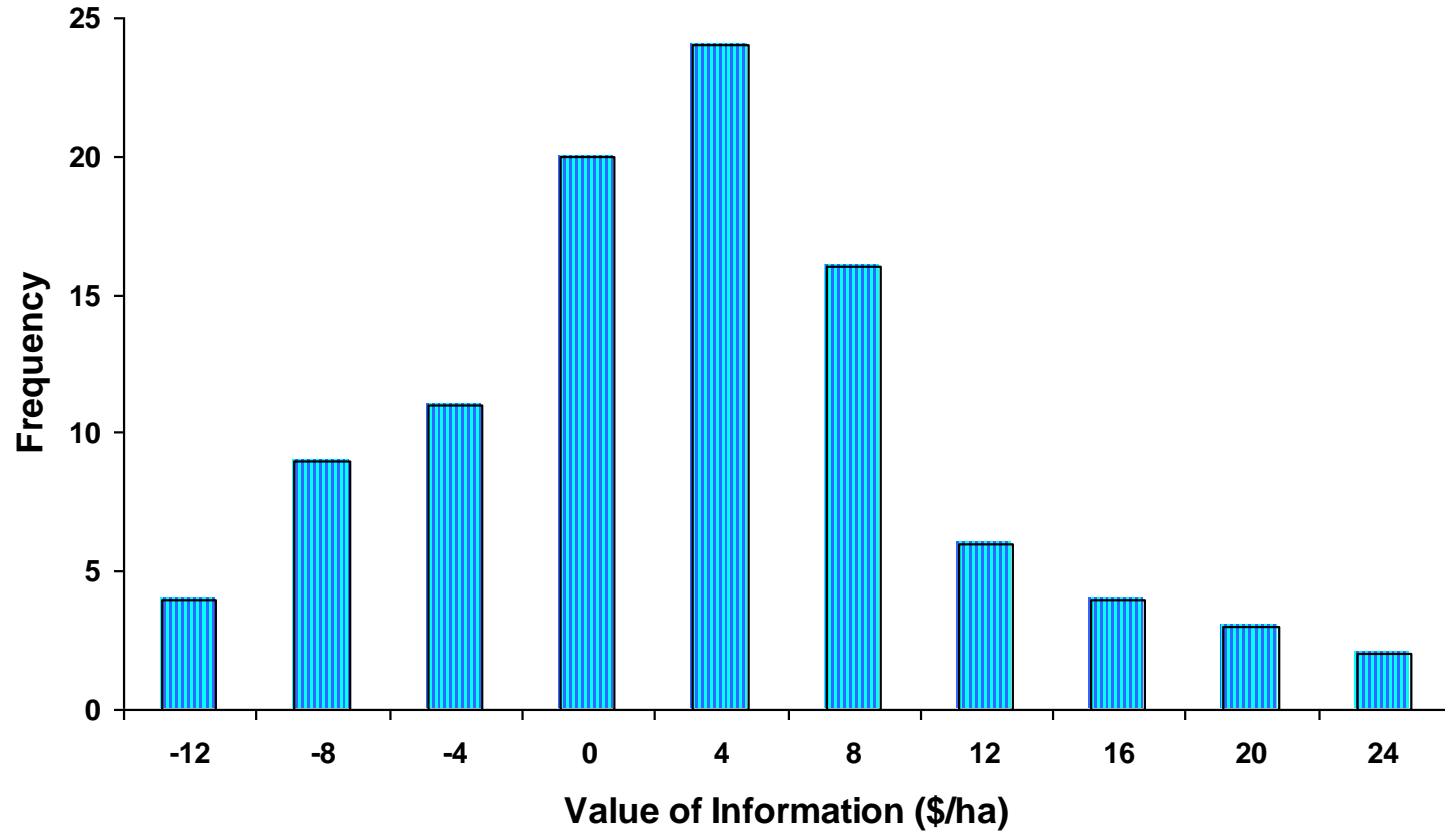
- With Farm Programs



■ Peanut-May15
 ■ Peanut-May22
 ■ Peanut-May29
 ■ Cotton-Apr23
■ Cotton-May01
 ■ Cotton-May08
 ■ Maize-Mar08
 ■ Maize-Mar29

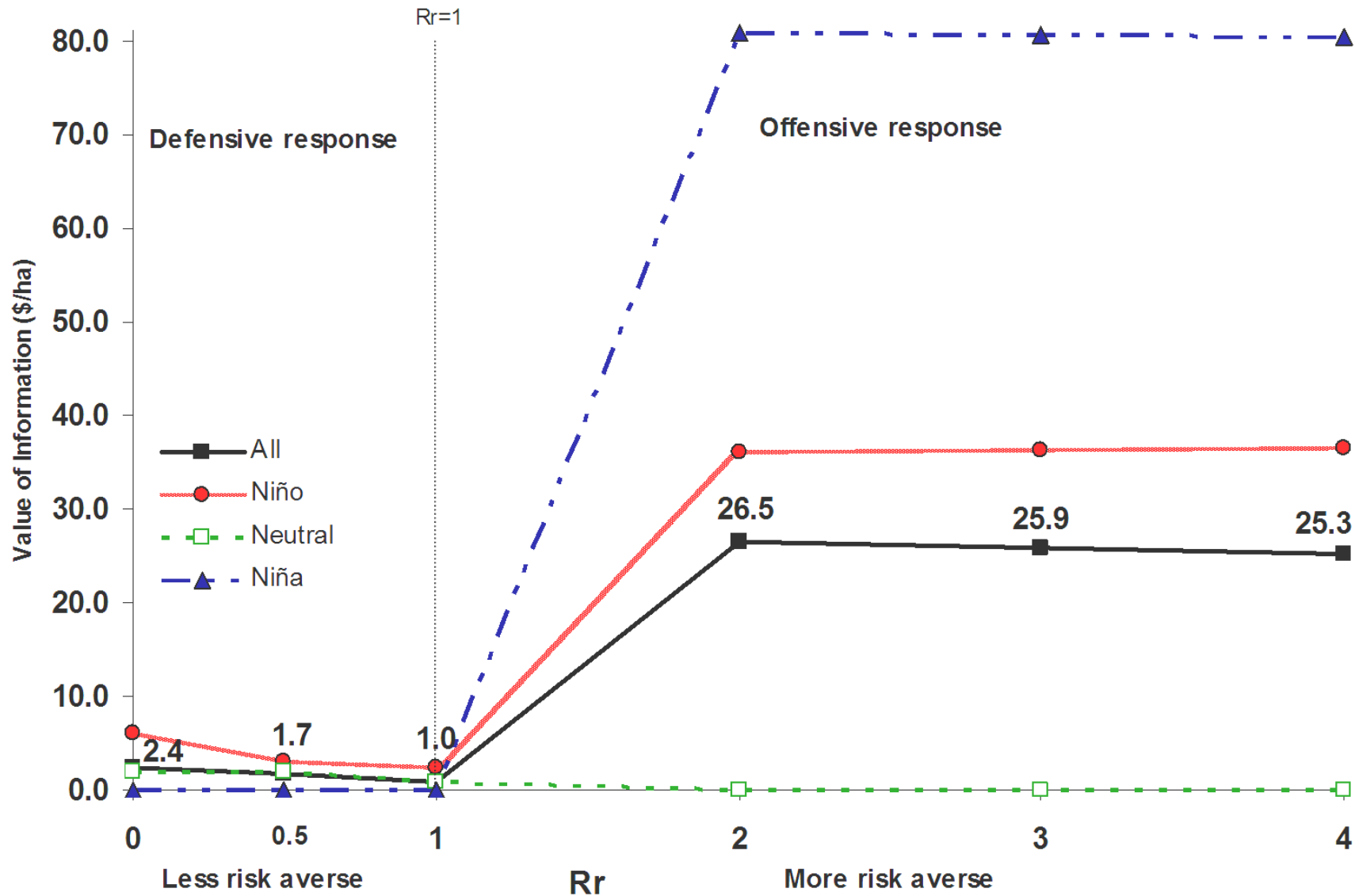
■ Peanut-May15
 ■ Peanut-May29
 ■ Cotton-Apr23
■ Cotton-May01
 ■ Cotton-May08
 ■ Maize-Mar08

FINDINGS Distribution of EVOI

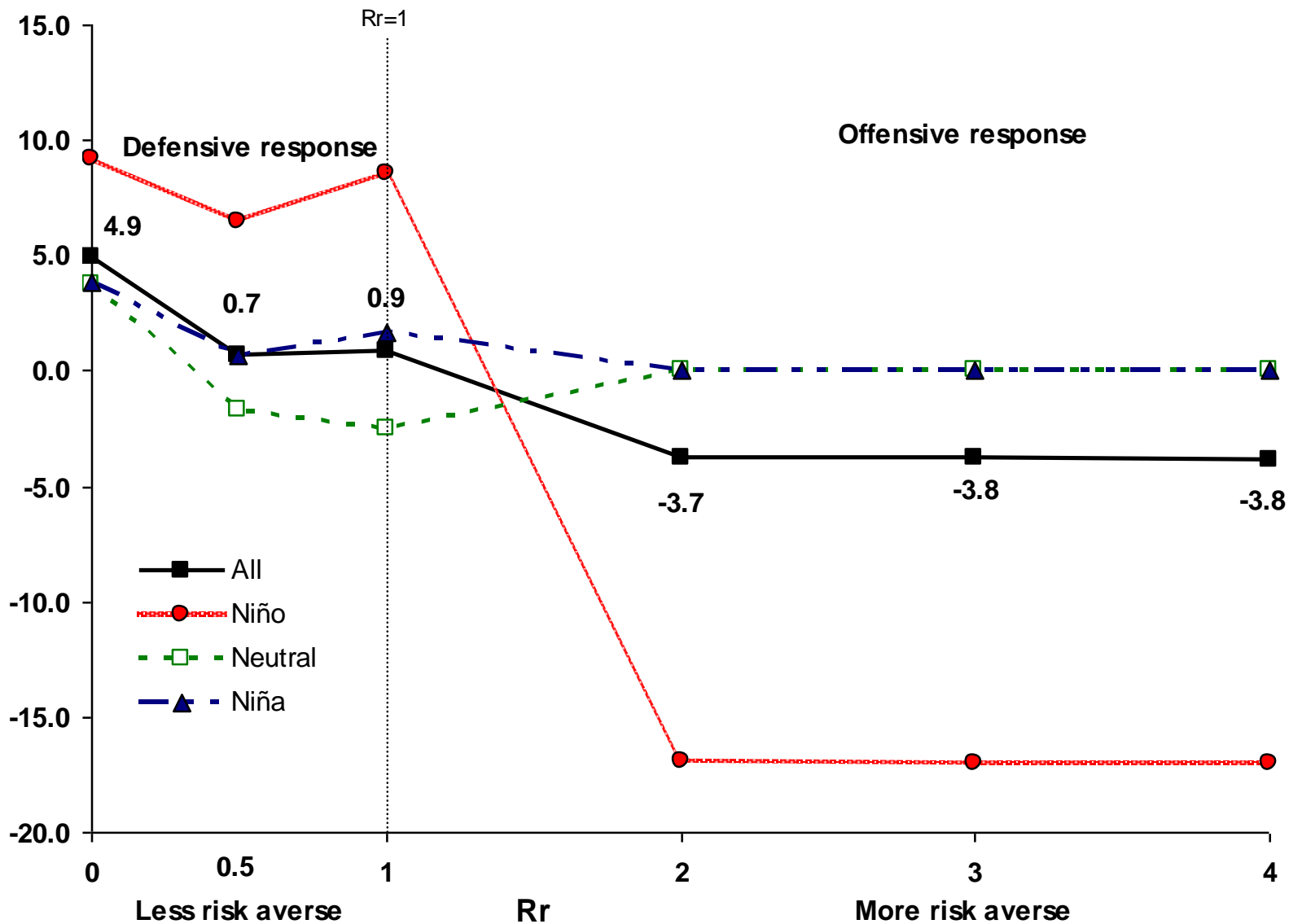


30-year horizons, $R_r = 1$, Mean=1.00, 95%CI=[-0.59, 2.51]

FINDINGS EVOI without FP



FINDINGS EVOI with FP



Conclusions

- Forecast value is inherently probabilistic
- Negative value of information exists and is not negligible
- As hypothesized, Farm Programs impact substantially EVOI
- Further research: synthetic weather generator, multivariate synthetic price generator, other Farm Programs, other locations: AL, GA